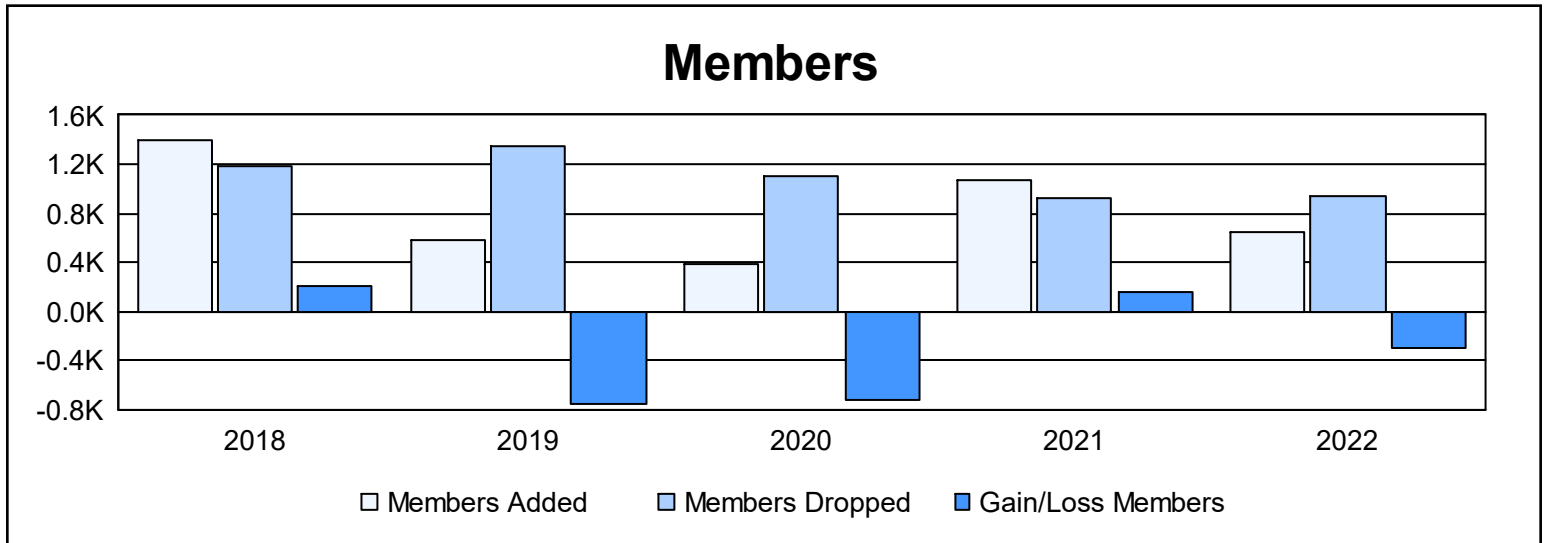
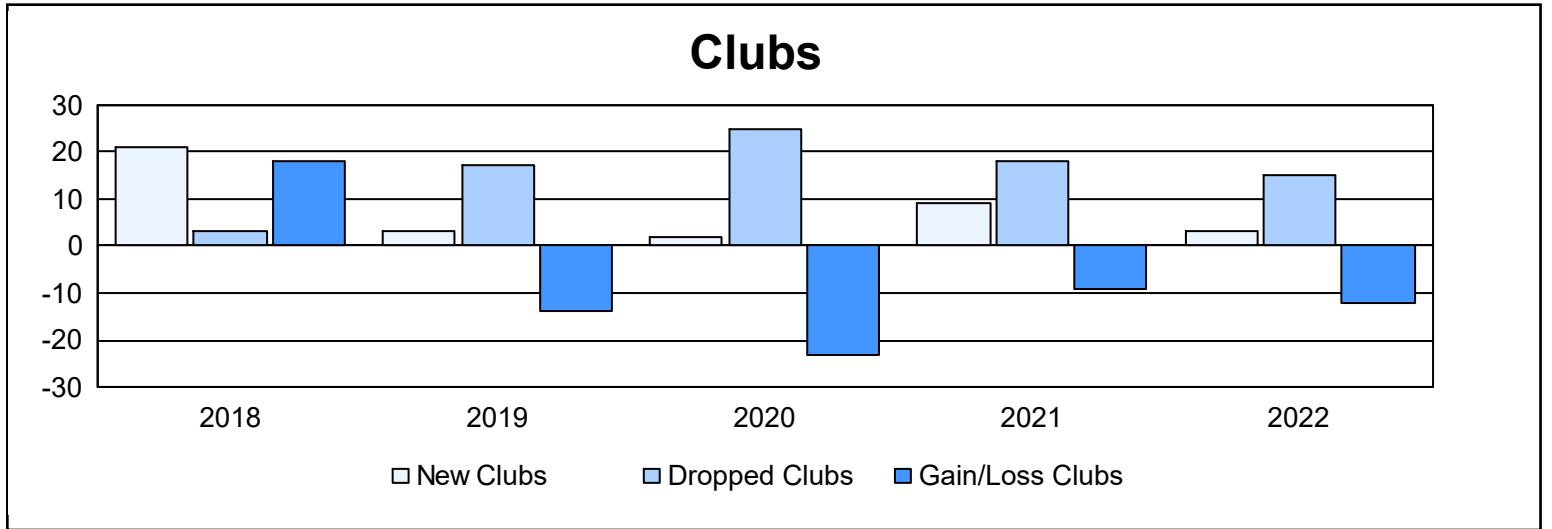


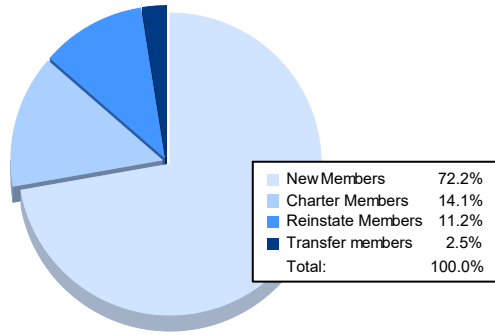
Multiple District O

As of June 2022 Cumulative

| Year | New Clubs | Dropped Clubs | Gain/ Loss Clubs | New Members | Charter Members | Reinstate Members | Transfer Members | Total Member Added | Total Members Dropped | Gain/ Loss Members |
|----------------|-----------|---------------|------------------|-------------|-----------------|-------------------|------------------|--------------------|-----------------------|--------------------|
| 2017-2018 | 21 | 3 | 18 | 810 | 535 | 30 | 21 | 1,396 | 1,185 | 211 |
| 2018-2019 | 3 | 17 | -14 | 467 | 83 | 12 | 26 | 588 | 1,339 | -751 |
| 2019-2020 | 2 | 25 | -23 | 282 | 49 | 28 | 26 | 385 | 1,101 | -716 |
| 2020-2021 | 9 | 18 | -9 | 784 | 252 | 13 | 19 | 1,068 | 916 | 152 |
| 2021-2022 | 3 | 15 | -12 | 465 | 91 | 72 | 16 | 644 | 943 | -299 |
| Average | 8 | 16 | -8 | 562 | 202 | 31 | 22 | 816 | 1,097 | -281 |



Membership Composition June 2022 Cumulative



Gender Composition June 2022 Cumulative

